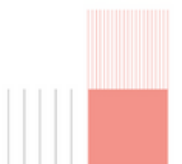


# WELCOME TO LYON!



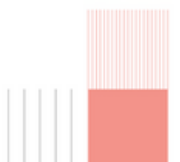
Schedule of the visit  
of NTNU

Wednesday, April 9th

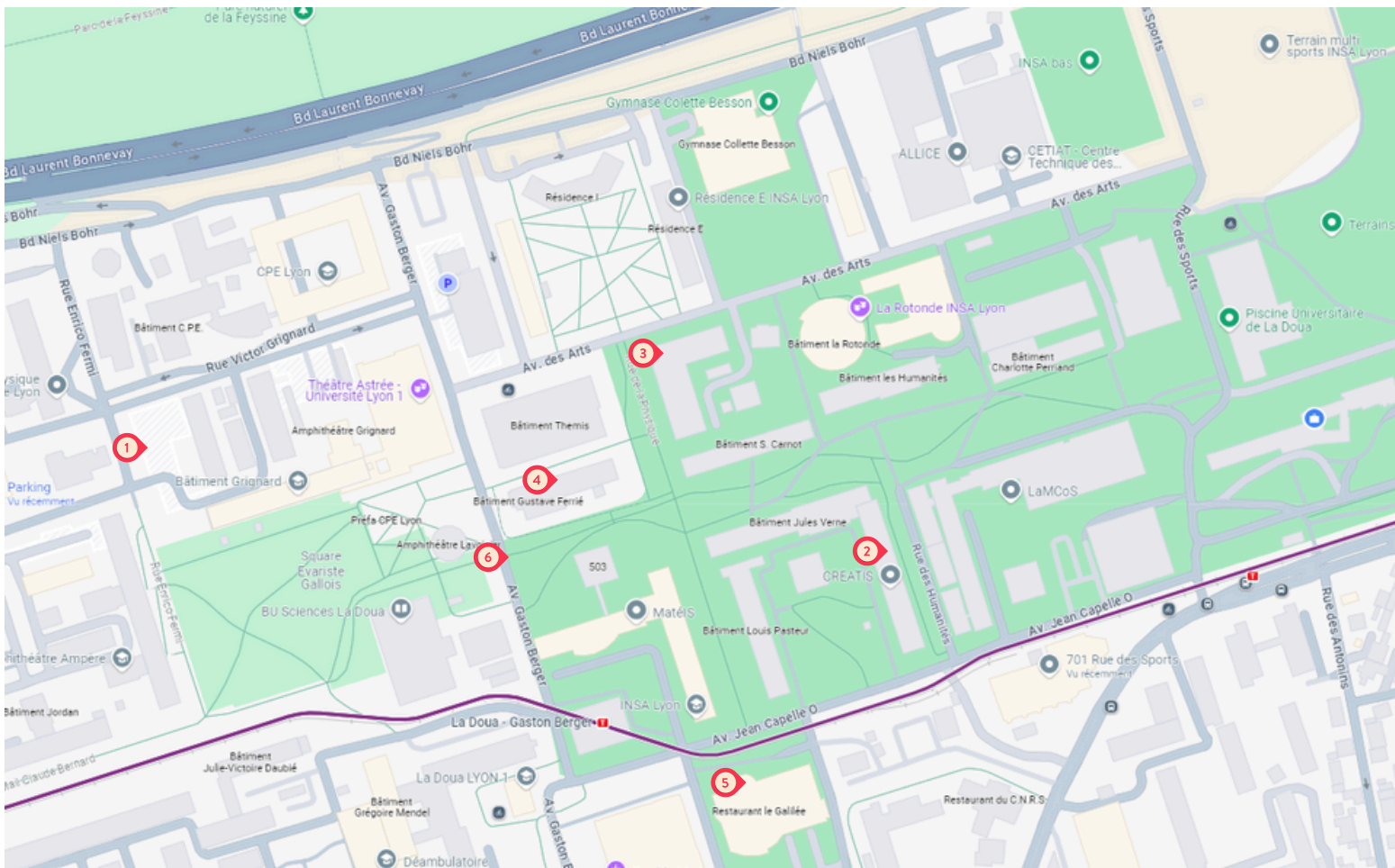


## Schedule

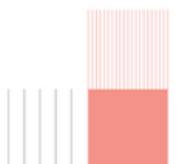
Time	Location	Details
9:00 - 9:30 AM	INSA Lyon campus	Arrival and welcome of participants
09:30 AM - 10:00 AM	GE department Gustave Férié bulding AE2 auditorium	INSA presentation by the International Relations Department
10:00 AM - 10:30 AM		Presentation of the UNITECH network
10:30 AM - 11:00 AM		GE presentation, followed by a presentation of student life
11:00 AM - 12:00 PM		NTNU presentation, student life
12:00 PM - 12:30/1:00 PM		Discussion with students
12:30/1:00 PM - 2:30 PM	Lunch	
2:30 PM - 5:00 PM	INSA Lyon campus	Campus tour & labs visits



## INSA Lyon Campus map



- ① INL laboratory: 3 Rue Enrico Fermi, 69100 Villeurbanne
- ② Ampère laboratory: Léonard de Vinci Bulding, 21 Av. Jean Capelle O, 69100 Villeurbanne
- ③ CITI laboratory: 6 Av. des Arts, 69100 Villeurbanne
- ④ LGEF laboratory: Gustave Ferrié Bulding, 8 Rue de la Physique, 69100 Villeurbanne
- ⑤ Restaurant Le Galilée
- ⑥ Departure point for campus tour (corner of the G. Férié building, on avenue Gaston Berger)



## How to get to the INSA Lyon campus from Lyon Saint-Exupéry Airport

### From Lyon Saint Exupéry Airport to Gare Part-Dieu

The easiest and fastest way to get to the city center from the airport is to take the Rhônexpress tramway.

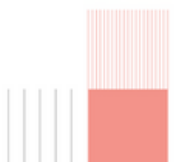
Tickets are available at each Rhônexpress station or can be purchased online at <https://www.rhonexpress.fr/>.

Sales on board the tramway are not possible. During your trip, the Rhônexpress agent will ask you for your ticket for validation.

The Rhônexpress station at the airport is a 7-minutes walk from Terminals 1 and 2 and 6 minutes walk from Terminal 3.

Enter the station and take the escalators or elevators to the airport access bridge equipped with travelators. Follow the signs to reach the Rhônexpress station.

Take the Rhônexpress tramway and get off at the "Lyon Part-Dieu" station.



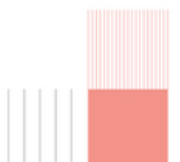
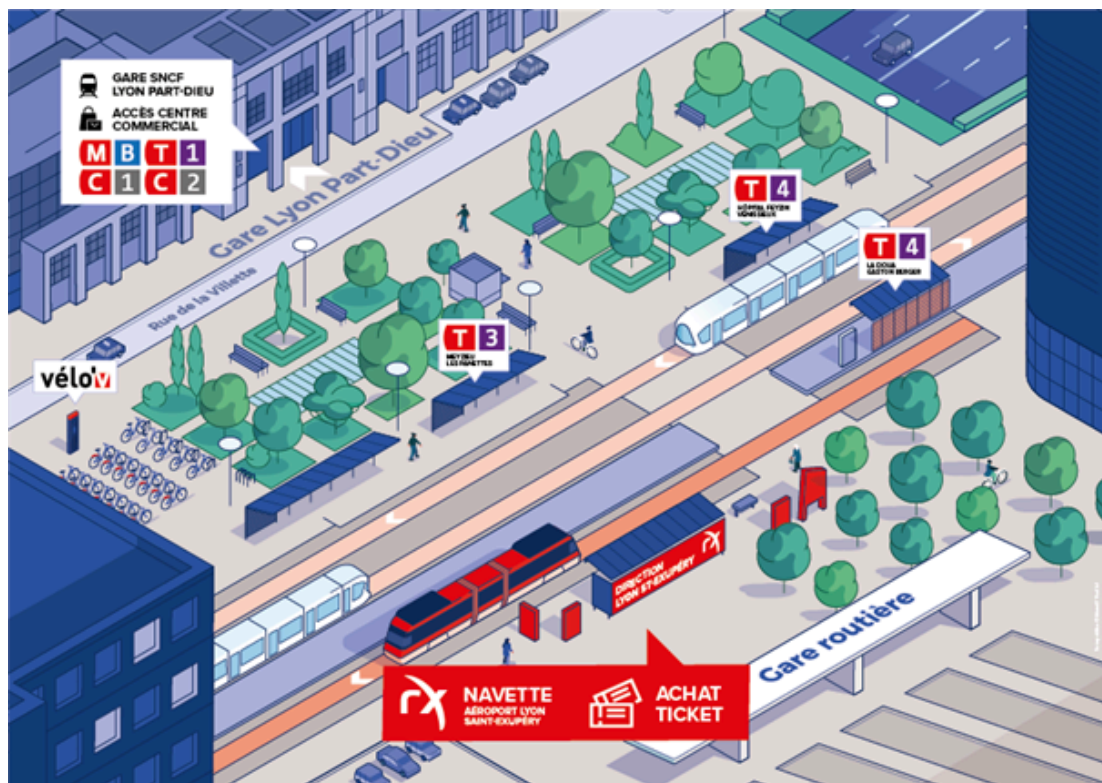
## How to get to the INSA Lyon campus from Gare Part-Dieu

### From Gare Part-Dieu to INSA Lyon

The TCL network ([www.tcl.fr/](http://www.tcl.fr/)) allows you to reach the INSA Lyon campus. The app or the TCL website will help you to move around the city.

The T1 and the T4 tramways connect the campus to downtown Lyon. From the Rhônexpress station "Lyon Part-Dieu", you can take the T4 to "Gare Part-Dieu Villette" or the T1 to "Gare Part-Dieu Vivier Merle" by crossing the station. The closest tramway stops to the meeting point at INSA Lyon are "INSA Einstein" (T1) and "La Doua - Gaston Berger" (T1 and T4).

Transportation is not free. Tickets can be purchased on terminals at tramway and metro stops. Inside the tramways, it is also possible to pay by credit card directly on the terminals. To do so, present your contactless bank card on the red terminal. The message "Voyage validé" will be displayed. You can travel freely on the TCL network for 1 hour by validating at each connection.



## Emergency contacts at INSA Lyon



- INSA aid station:

Open 24/7

Phone number : +33 4 72 43 85 85



## Emergency numbers

- 3624 - SOS Medecins 24 hour service

A federation of doctors and liberal emergency home medical services.  
(price: 0.12€/min)

- +33 487650000 - Medipôle

Nearest medical clinic to INSA Lyon. Open 24/day

- 0 825 08 25 69 - Hôpital Edouard Herriot

5 Place d'Arsonval - 69003 Lyon

Nearest Hospital

- 112 - European call number (English-speaking)

For any emergency requiring an ambulance, the fire department or the police when you are traveling in a European country. Your contact person will redirect you to the most appropriate help according to your situation.

- 15 - Samu

To obtain the intervention of a medical team in a situation of vital distress (malaise, coma, haemorrhage, chest pain, breathing difficulties, burns, intoxication...) or to be redirected to a permanent care organization (general medicine, ambulance transport...).

- 17 – Police

To report an offence that requires the immediate intervention of the police force (violence, assault, snatching, burglary...).

- 18 - Fire Department

To report a situation of danger or an accident involving property or people and obtain their rapid intervention.

- 114 - Emergency number for the deaf and hard of hearing

If you are a victim or witness of an emergency situation that requires the intervention of emergency services. This number is accessible by SMS, chat, video and fax.

